

Financial Calendar

Financial year end	31 December 2010
Annual General Meeting	25 May 2011

DIVIDEND

(i) Interim Dividend	
Entitlement date	8 October 2010
Payment date	28 October 2010
(ii) Proposed Final Dividend	
Entitlement date	10 June 2011
Payment date	27 June 2011

ANNOUNCEMENT OF 2010 TRADING RESULTS

Three months (1st Quarter)	25 May 2010
Six months (2nd Quarter)	24 August 2010
Nine months (3rd Quarter)	26 November 2010
Full year (4th Quarter)	23 February 2011

Financial Highlights

as at 31 December

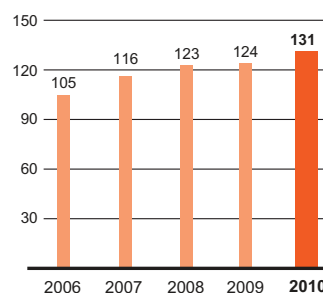
CONSOLIDATED BALANCE SHEET

	2010 (RM'000)	2009 (RM'000)
Property, Plant and Equipment	100,249	74,840
Current assets	96,230	98,524
Total assets	196,479	173,364
Current liabilities	24,373	16,985
Financed by:		
Share capital	69,739	69,739
Treasury shares	(1,578)	(1,578)
Non-distributable reserves	21,115	14,169
Retained profits	68,593	60,408
Shareholders' funds	157,869	142,738
Deferred tax liabilities	3,821	4,466
Loan and borrowing	10,416	9,175

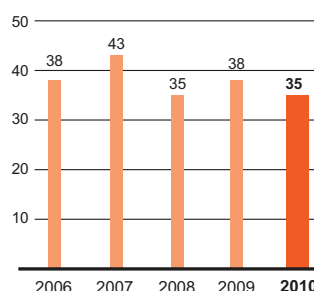
CONSOLIDATED INCOME STATEMENT

	2010 (RM'000)	2009 (RM'000)
Turnover	131,437	123,766
Profit before taxation	35,409	38,215
Taxation	(6,740)	(7,982)
Profit after taxation	28,669	30,233
Profit attributable to shareholders	28,669	30,233
Dividends	(20,476)	(18,047)
Transfer to retained profits	8,193	12,186

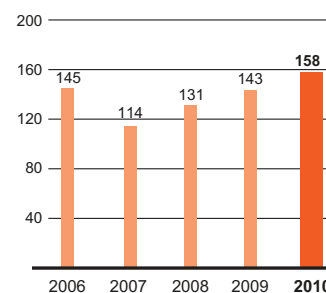
■ Turnover (RM million)



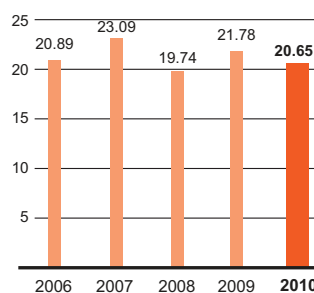
■ Profit Before Tax (RM million)



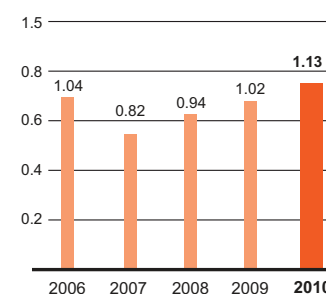
■ Shareholder's Funds (RM million)



■ Earnings per Share (Sen)



■ Net Assets per Share (RM)



■ Dividend (RM million)

